


RICi-4/8 E1/T1

Fast Ethernet over Four or Eight E1 or T1 NTUs



Connect Fast Ethernet
LANs transparently to
a TDM infrastructure

EtherAccess

- Connecting Fast Ethernet LANs over up to four or eight bonded E1 or T1 circuits utilizing Multilink PPP, bridging the bandwidth gap between E1/T1 and E3/T3
- Certified by the Metro Ethernet Forum (MEF) for MEF 9 EPL
- VLAN tagging, stacking, and stripping fully separates Ethernet user traffic from management data
- Monitoring diagnostic tools for quick fault isolation on TDM and Ethernet ports
- Bidirectional fault propagation of MLPPP link errors to the Ethernet port and Ethernet port errors to the MLPPP port

RICi-4E1/T1, RICi-8E1/T1 is a state-of-the-art Network Termination Unit (NTU) connecting Fast Ethernet LANs over four or eight bonded E1 or T1 circuits. The device enables service providers to supply high-capacity Ethernet services to remote locations, and transparent connection of corporate LANs over existing E1 or T1 lines.

RICi-4E1/T1, RICi-8E1/T1 complies with RAD's unique set of EtherAccess™ features. This feature set provides services and carrier backhaul applications over low and high-speed PDH and SDH/SONET circuits from fractional and full E1/T1, E3/T3 over STM-1/OC-3, STM-4/OC-12 to Ethernet networks.

The device can be used in a point-to-point application or in a hub-and-spoke topology, operating opposite RAD's

Egate-100 and third-party gateways. Typical applications include:

- Ethernet private Line/LAN services
- IP DSLAM, cellular IP, and WiMAX base station backhauling
- Interoffice or enterprise LAN connection.

RICi-4E1/T1, RICi-8E1/T1 uses bonding to create a scalable, large virtual pipe comprised of up to four or eight E1 or T1 lines using Multilink PPP (MLPPP). The bonding is performed at the E1/T1 level, providing flexible bandwidth for different applications.



data communications
The Access Company

RICi-4E1/T1, RICi-8E1/T1

Fast Ethernet over Four or Eight E1 or T1 NTUs

TRAFFIC SEPARATION

VLAN tagging, stacking, and stripping at ingress and egress enable transporting user traffic transparently, keeping all the user VLAN settings intact. Management traffic and user Ethernet traffic are transported together on the same Ethernet flow and can be separated by different VLANs, thus ensuring high traffic security.

QUALITY OF SERVICE (QoS)

The VLAN priority (802.1p), DSCP, and per port priority schemes enable users to define four QoS levels according to application requirements. This concept provides high priority to real-time applications such as voice and video.

ADJUSTABLE TRANSMIT QUEUES

The size of the transmit queues is adjustable to achieve optimal throughput versus delay combination, according to the application requirements.

ETHERNET OAM

The unit provides Ethernet OAM based on 802.1ag and Y.1731 to enable Ethernet service providers to monitor their services proactively, measure end-to-end performance, and guarantee that the customers receive the contracted SLA. Fault monitoring and performance measurement include Frame Delay, Frame Delay Variation, Frame Loss, and Frame Availability

FRAME FRAGMENTATION

Frame fragmentation is enabled by controlling the size of the Maximum Transmit Unit (MTU) to achieve optimal throughput versus delay combination, according to the application requirements.

INTERNAL BRIDGE

The internal bridge can be configured to filter or transparent mode. In filter mode, the bridge learns MAC addresses and filters local traffic accordingly. In transparent mode it forwards the received packets, ignoring the MAC addresses.

MANAGEMENT

The devices can be managed inband from the Fast Ethernet user ports or the E1/T1 ports (via the MLPPP link). Access is available using Telnet, Web browser, and SNMP. Local management is performed via an ASCII terminal.

SECURITY

The following security mechanisms are provided:

- Access control for SNMP, Telnet, and Web-based management interfaces
- SSL/SSH for secure Telnet and Web access
- RADIUS protocol for password management and user authentication.

DELAY COMPENSATION

The device compensates for a differential delay of up to 50 ms between traffic received on different circuits.

LOOP DETECTION

E1/T1 loops are immediately detected when they occur, avoiding the resulting Ethernet loops and Ethernet storms. The unit automatically recovers when the TDM loop clears.

FAULT PROPAGATION

If a failure is detected on the MLPPP port, the fault propagation mechanism deactivates the Fast Ethernet links. This enables routers and switches on both ends of the link to reroute the traffic.

If a failure occurs on an Ethernet port, the fault propagation mechanism reports it to the remote device using OAM 802.3-2005 (formerly 802.3ah) notification. According to your configuration, the mechanism may close the MLPPP port, thus blocking the management path to the remote device.

SYSLOG

System logs are forwarded to the network according to predefined criteria.

DIAGNOSTICS

Comprehensive diagnostic capabilities:

- Ping test and route trace for checking IP connectivity
- BERT and remote loopback on E1/T1.

ENVIRONMENT

The device is available as a temperature-hardened device, extending the permitted operating temperature range to -22 to 70°C (7.6 to 158°F).

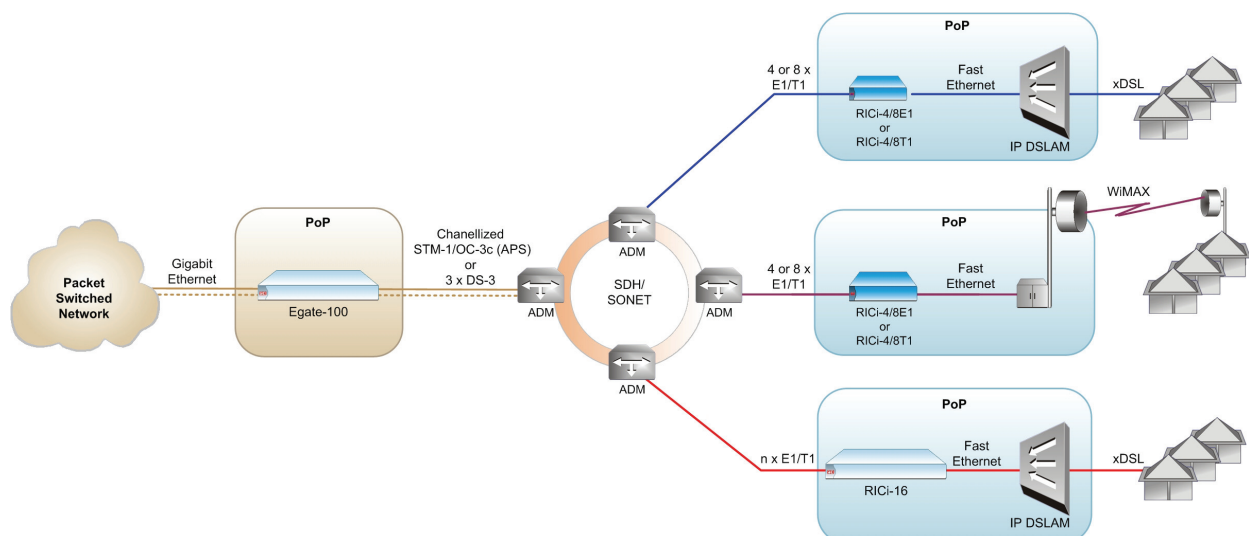


Figure 1. IP DSLAM and WiMAX Backhauling over PDH/SONET/SDH

Specifications

E1 INTERFACE

Number of Ports

4 or 8

Compliance

G.703

Data Rate

2.048 Mbps, unframed

Line Code

HDB3, AMI

Line Impedance

120Ω, balanced
75Ω, unbalanced

System Clock

Internal or loopback timing

Connector

RJ-45, balanced
Two BNC, unbalanced (via adapter cable)

T1 INTERFACE

Number of Ports

4 or 8

Compliance

T1.403

Data Rate

1.544 Mbps

Line Code

B8ZS, AMI

Framing

Framed (ESF)

Line Impedance

100Ω, balanced

System Clock

Internal or loopback timing

Connector

RJ-45

WAN PROTOCOL

Type

PPP, MLPPP (BCP)

MTU Size

80 to 1900 bytes, user-configurable

Delay Compensation

Up to 50 ms

ETHERNET INTERFACE

Number of Ports

4

Port Combinations

4 built-in electrical
2 built-in electrical + 2 fiber optic (SFP)

SFPs

For full details, see the SFP Transceivers data sheet at www.rad.com

Note: It is strongly recommended to order this device with **original RAD SFPs installed**. This will ensure that prior to shipping, RAD has performed comprehensive functional quality tests on the entire assembled unit, including the SFP devices. RAD cannot guarantee full compliance to product specifications for units using non-RAD SFPs.

Type

10/100 Mbps, autonegotiation, full/half duplex, flow control, MDI/MDX crossover

Connector

RJ-45 for electrical (100BaseTx)
LC (SFP-based) for optical (100BaseFx)

Max Frame Size

1900 Bytes

Compliance

IEEE 802.3 and 802.3u, relevant sections

INTERNAL BRIDGE

LAN Table

Up to 2,048 MAC addresses (learned)

Operation Mode

VLAN-aware, VLAN-unaware

Filtering and Forwarding

Transparent or filtered

TERMINAL CONTROL PORT

Type

RS-232/V.24 (DCE asynchronous)

Data Rate

9.6, 19.2, 115.2 kbps

Connector

9-pin, D-type, female

GENERAL

Diagnostics

E1/T1 remote loopbacks, BERT

Indicators

PWR (green) – Power status
TST (green) – Self test status
ALM (red) – Alarm status

Power

AC/DC: 100–240 VAC, 50/60 Hz or
48/60 VDC nominal (40–72 VDC)

Power Consumption

9W max

Physical

Height: 43.7 mm (1.7 in) (1U)
Width: 21.5 cm (8.5 in)
Depth: 30.0 cm (11.8 in)
Weight: 2.2 kg (4.7 lb)

Environment

Standard: 0 to 50°C (32 to 122°F)
Temperature-hardened: -22 to 70°C
(7.6 to 158°F)
Humidity: Up to 90%, non-condensing

Ordering

RICI-8E1/!/\$/+/?

RICI-8T1/!/\$/+/?

RICI-4E1/!/\$/+/?

RICI-4T1/!/\$/+/?

Legend

! Power supply (Default=AC/DC power supply):

24 24 VDC (temperature-hardened version only)

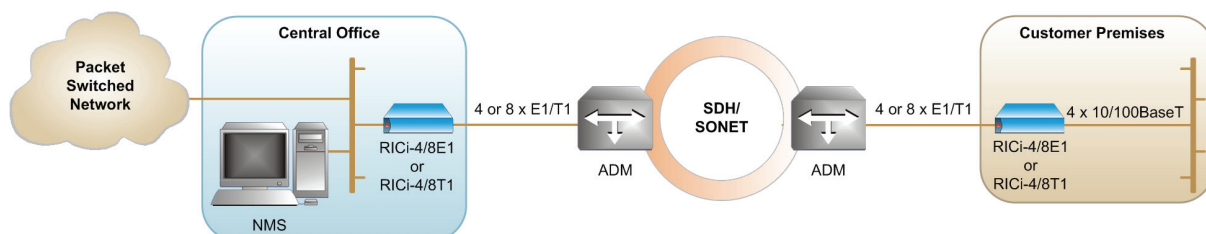


Figure 2. RICI-4E1/T1, RICI-8E1/T1 Extends Ethernet Services over Multiple E1/T1 Circuits

RICi-4E1/T1, RICi-8E1/T1

Fast Ethernet over Four or Eight E1 or T1 NTUs

\$ E1 interface:

U Unbalanced E1 interface (via RJ-45 to BNC adapter cable)

+ SFP for Ethernet port 3 and 4 (Default=UTP port):

SFP-1 Fast Ethernet/STM-1, 1310 nm, multimode, LED, 2 km (1.2 mi)

SFP-2 Fast Ethernet/ STM-1, 1310 nm, single mode, laser, 15 km (9.3 mi)

SFP-2H Fast Ethernet/ STM-1, industrially hardened, 1310 nm, single mode, laser, 15 km (9.3 mi)

SFP-3 Fast Ethernet/ STM-1, 1310 nm, single mode, laser, 40 km (24.8 mi)

SFP-3H Fast Ethernet/ STM-1, industrially hardened, 1310 nm, single mode, laser, 40 km (24.8 mi)

SFP-4 Fast Ethernet/ STM-1, 1310 nm, single mode, laser, 80 km (49.7 mi)

SFP-10A Fast Ethernet/ STM-1, Tx - 1310 nm, Rx - 1550 nm, single mode (single fiber), laser (WDM), 20 km (12.4 mi)

SFP-10B Fast Ethernet/ STM-1, Tx - 1550 nm, Rx - 1310 nm, single mode (single fiber), laser (WDM), 20 km (12.4 mi)

NULL Empty SFP slot

? Temperature range (Default= standard temperature range):

H Temperature-hardened version

Note: The /H version of the unit requires temperature-hardened SFP transceivers.

SUPPLIED ACCESSORIES

AC power cord
DC connection kit

CBL-RJ45/2BNC/E1

RJ-45 to BNC adapter cable (if an unbalanced E1 interface is ordered)

OPTIONAL ACCESSORIES

RM-35/@

Hardware kit for mounting one or two units in a 19-inch rack

- @ Specify rack-mounting kit type
- P1 For mounting one unit
- P2 For mounting two units

WM-35

Hardware kit for mounting one RICi-4 or RICi-8 unit on a wall

CBL-DB9F-DB9M-STR

Control port cable

RICi Family Product Comparison Table

Feature	RICi-E1, RICi-T1 (Ver. 2.1)	RICi-E3, RICi-T3 (Ver. 1.1)	RICi-4E1, RICi-4T1 RICi-8E1, RICi-8T1 (Ver. 2.0)	RICi-16 (Ver. 2.1B)
Protocol Type	RAD HDLC HDLC IS GFP (G.8040, G.7041/Y.1303)	RAD HDLC X.86 (LAPS)	MLPPP (BCP)	GFP (G.7041), GFPoPDH (G.8040) VCAT (G.7043) LCAS (G.7042)
Fault Propagation	Yes	Yes	Yes	Yes
MAC Address Table	512	512	2048	1024
QoS	VLAN Priority (802.1p) IP Precedence	VLAN Priority (802.1p)	VLAN Priority (802.1p) DSCP Per port	VLAN Priority (802.1p) DSCP Per port
QoS Mechanism	Strict	Strict	Strict	Strict
Host VLAN	Yes	Yes	Yes	Yes
VLAN Stacking	Yes	Yes	Yes	Yes

International Headquarters
24 Raoul Wallenberg Street
Tel Aviv 69719, Israel
Tel. 972-3-6458181
Fax 972-3-6498250, 6474436
E-mail market@rad.com

North America Headquarters
900 Corporate Drive
Mahwah, NJ 07430, USA
Tel. 201-5291100
Toll free 1-800-4447234
Fax 201-5295777
E-mail market@radusa.com

www.rad.com



data communications
The Access Company